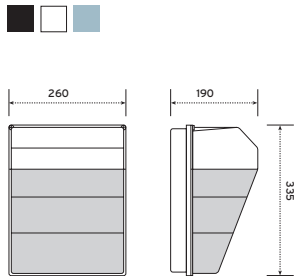


UW



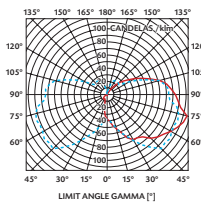
Distinctively designed with universal applications including wall mounting, and pole top mounting in single and multiple options. Injection moulded clear prismatic diffuser together with a high quality reflector system are utilised to give generous and flexible light distribution patterns to suit almost any application that demands luminaires with good appearance and high performance. Suitable to operate in the most difficult environments and a wire mesh protective cage is available for extra protection. Applications include, security lighting, car parks, pedestrian areas, forecourts, perimeter lighting, domestic and industrial areas. For dusk to dawn operation photocell versions are available for all types.



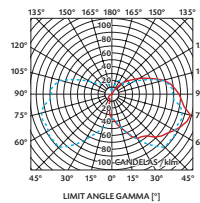


Transverse Axis
Lamp Axis

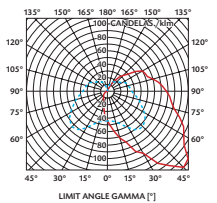
UW70S 70W IP65



UW100H 100W IP65



UW28 28W IP65



- S.1 - SON-E (E27) Internal ignitor
- S.2 - SON-T (E27) External ignitor
- M.1 - MBF/U (E27)
- H.3 - Metal Halide (E27)
- CF.8 - 2D, 2 pin, (GR8)
- CF.9 - 2D, 4 pin, (GR10q)
- CF.10 - 2D, 4 pin, (GRY10q-3)



DESCRIPTION	LAMP	Wt.(kg)	PART No.	WHITE	SILVER
UNIVERSAL WALL/POST TOP LUMINAIRE IP65					
HIGH PRESSURE SODIUM 					
50W - BLACK	S.1	3.90	UW50S	/W	/S
70W - BLACK	S.1	3.90	UW70S	/W	/S
50W - BLACK	S.2	3.90	UW50SON-T	/W	/S
70W - BLACK	S.2	3.90	UW70SON-T	/W	/S
MERCURY BLENDED FLU.					
50W - BLACK	M.1	3.80	UW50M	/W	/S
80W - BLACK	M.1	3.90	UW80M	/W	/S



DESCRIPTION	LAMP	Wt.(kg)	PART No.	WHITE	SILVER
UNIVERSAL WALL/POST TOP LUMINAIRE IP65					
METAL HALIDE					
70W - BLACK	H.3	3.90	UW70H	/W	/S
100W - BLACK	H.3	4.60	UW100H	/W	/S
COMPACT FLUORESCENT 2D					
28W - BLACK - SWITCH START	CF.8	3.20	UW28	/W	/S
38W - BLACK - SWITCH START	CF.9	3.25	UW38	/W	/S
55W - BLACK - HF	CF.10		UW55	/W	/S
* 28W, 38W, HF available on request					



DESCRIPTION	PART No.	WHITE	SILVER
POLE MOUNTING ADAPTORS			
SINGLE VERTICAL - BLACK	UW01V	/W	/S
TWIN VERTICAL - BLACK	UW02V	/W	/S
TRIPLE VERTICAL - BLACK	UW03V	/W	/S
QUAD VERTICAL - BLACK	UW04V	/W	/S

PC PHOTOCELL OPTIONS ARE AVAILABLE ON ALL TYPES, TO ORDER SUFFIX CODE WITH /PC. e.g. UW50S/PC

TECHNICAL SPECIFICATION

HOUSING & FRAME	Thermo-plastic polycarbonate
DIFFUSERS	Clear prismatic polycarbonate
PHOTOCELL	Photocell available for all types
REFLECTORS	Anodised polished aluminium
CONTROL GEAR	Available with a wide variety of options
SUPPLY ACCESS	Front opening
EQUIPMENT	Corrosion and anti-seizure proof
COLOURS	Black RAL 9011, Silver RAL 7000, White RAL 9003

WINDAGE SCX=0.09M²

ACCESSORIES

Spare polycarbonate lens	UWPL
Wire mesh protective cage	UW/WG
Emergency available in 28/38W 2D HF gear	/EMG
HF Gear	/HF

