


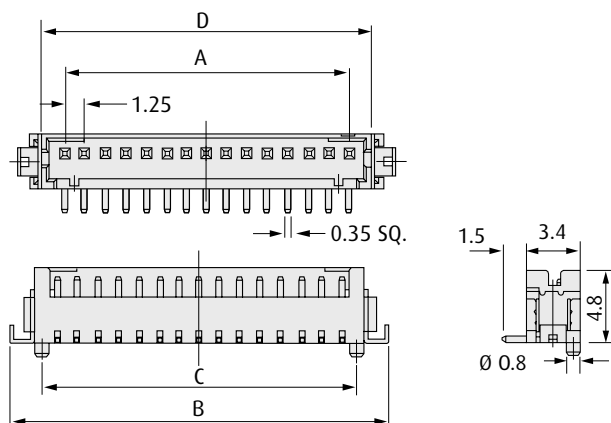
M30 Connectors

SMT Male Connectors

- ❖ SMT, metal solder-down tabs.
- ❖ Suitable for use with connectors shown on page 13.
- ❖ Locating pegs to ensure correct positioning onto the board.

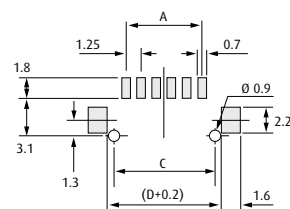


SINGLE ROW



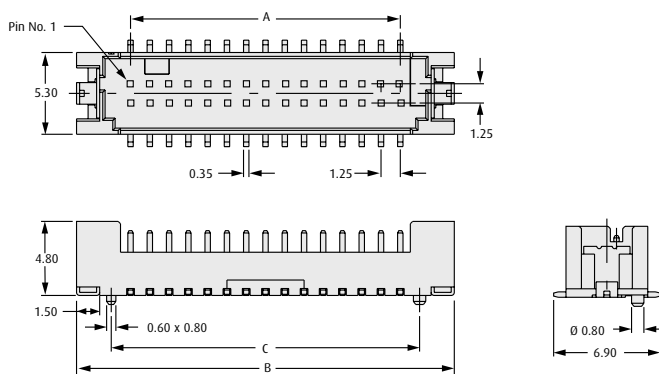
CALCULATION

A	1.25 x (No. of ways per row - 1)
B	A + 5.9
C	A + 2.1
D	A + 2.9



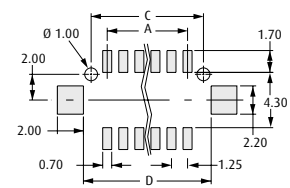
Recommended PC Board Pattern

DOUBLE ROW



CALCULATION

A	1.25 x (No. of ways per row - 1)
B	A + 7.0
C	A + 2.5
D	A + 3.7



Recommended PC Board Pattern

HOW TO ORDER

M30 - 60 X XX XX

SERIES CODE

TYPE

0	Single Row
1	Double Row

NO. OF WAYS PER ROW

M30-600	02 to 15
M30-601	10, 15, 20, 21

FINISH

Tin/Lead	06
Tin	46

www.harwin.com

