


3M™ CF Card Header

CompactFlash™ Type I, Surface Mount

7E50 Series



- Meets CFA standards
- Single row solder tails with 0.635 mm spacing
- Board component clearance with 1.64 mm standoff
- Ejector option for easy removal of CF Card
- Retainer clip option permits stability for mobile and high vibration applications
- RoHS* compliant version (PG & PK plating suffix) available

Date Modified: September 23, 2005

TS-0662-21
Sheet 1 of 4

Physical

Insulation

Material: Liquid Crystal Polyester (LCP)
Flammability: UL 94V-0
Color: Beige

Contact

Material: Copper Alloy

Plating

Underplating: 100 μ " [2.54 μ m] Nickel
Wiping Area: Gold flash over 80/20 Palladium Nickel (see Ordering Information)
Solder Tails: 50 μ " [1.27 μ m] 85/15 Tin Lead - or Gold Flash (see Ordering Information)

Electrical

Current Rating: .5 A
Insulation Resistance: $>1 \times 10^9 \Omega$ at 500 Vdc, $>1 \times 10^8 \Omega$ at 500 Vdc after Environmental Conditioning
Withstanding Voltage: 500 Vrms at Sea Level

Environmental

Temperature Rating: -55°C to +85°C
Process Rating: Maximum 260°C (per J-STD-020C)

"RoHS compliant" means that the product or part does not contain any of the following substances in excess of the following maximum concentration values in any homogeneous material, unless the substance is in an application that is exempt under RoHS: (a) 0.1% (by weight) for lead, mercury, hexavalent chromium, polybrominated biphenyls or polybrominated diphenyl ethers; or (b) 0.01% (by weight) for cadmium. Unless otherwise stated by 3M in writing, this information represents 3M's knowledge and belief based upon information provided by third party suppliers to 3M.

UL File No.: E68080

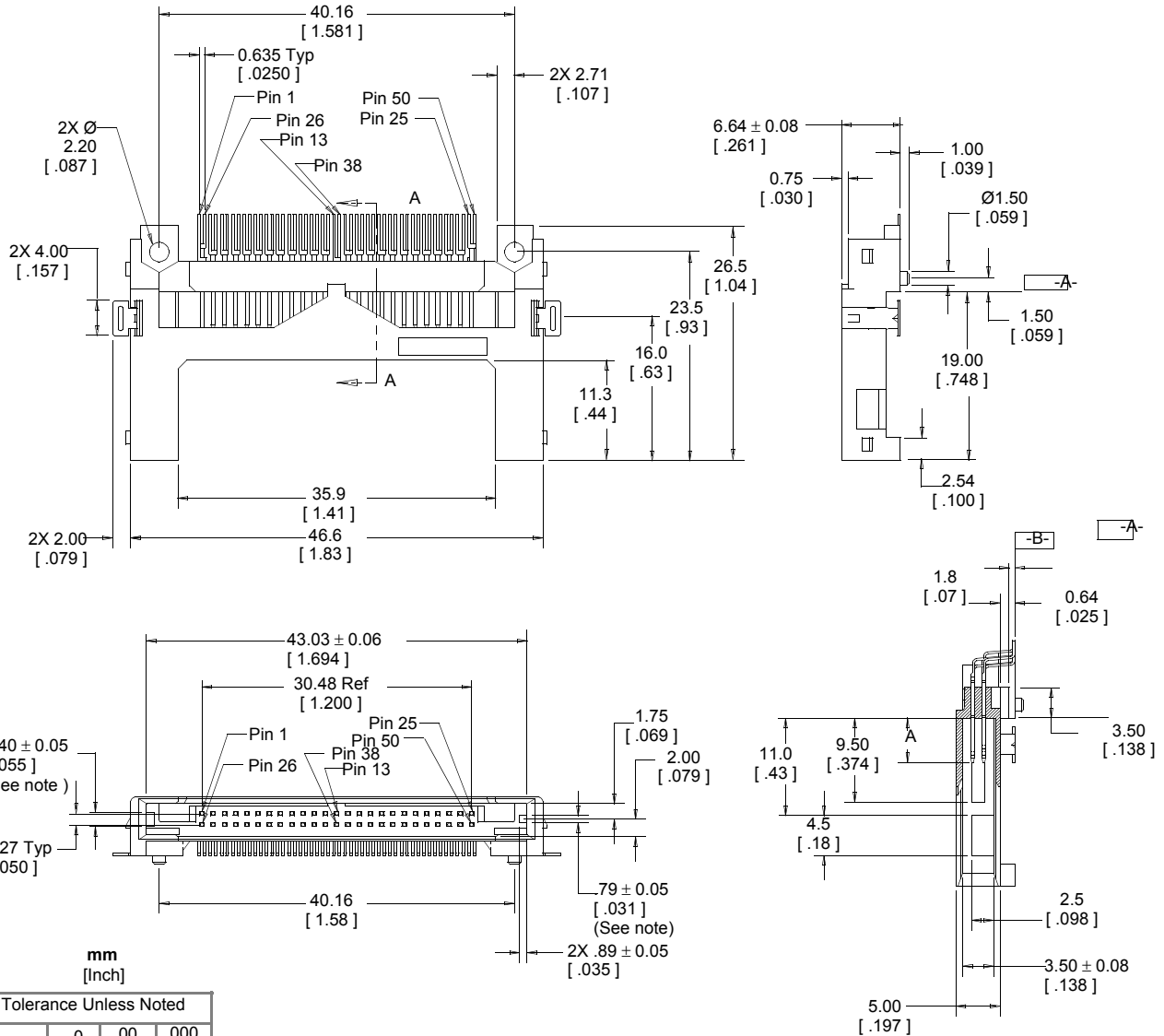
CompactFlash is a registered trademark of SanDisk Corporation.

3M™ CF Card Header

CompactFlash™ Type I, Surface Mount

7E50 Series

Pin Type	Interface Dim A	Pin No.
detect	3.50 [.138]	25, 26
general	4.25 [.167]	all other pins
power	5.00 [.197]	1, 13, 38 & 50



Tolerance Unless Noted		
	.0	.00
	.00	.000
.mm	± .3	± .15

[] Dimensions for Reference only

Note: Normal (Option "7") style shown. For Inverse style rotate polarization keys and pin call outs 180°.



Ordering Information

N7E50-X516XX-20

Options: CF Card Polarization
 7 = Normal
 A = Inverse

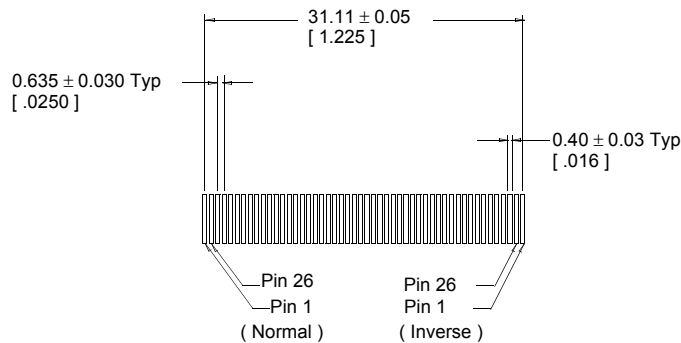
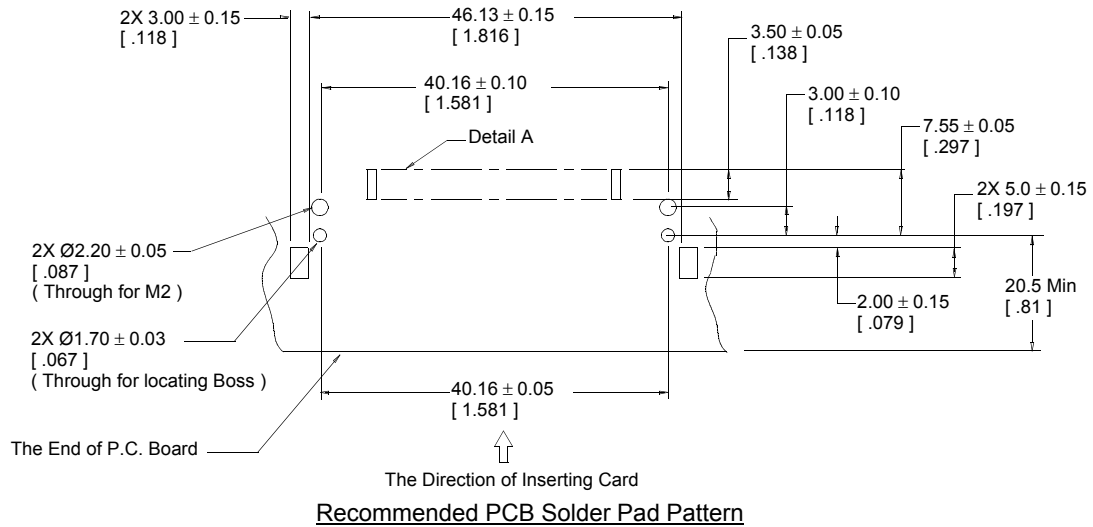
Plating
 VU = Au Flash over 25µ" [0.64µm] PdNi with Sn-Pb
 PG = Au Flash over 25µ" [.64µm] PdNi with Au Flash tails (RoHS compliant)
 PK = Au Flash over 20 u" [0.5µm] PdNi with Au flash tails (RoHS compliant)

TS-0662-21
 Sheet 2 of 4

3M™ CF Card Header

CompactFlash™ Type I, Surface Mount

7E50 Series



Detail A

TS-0662-21
Sheet 3 of 4

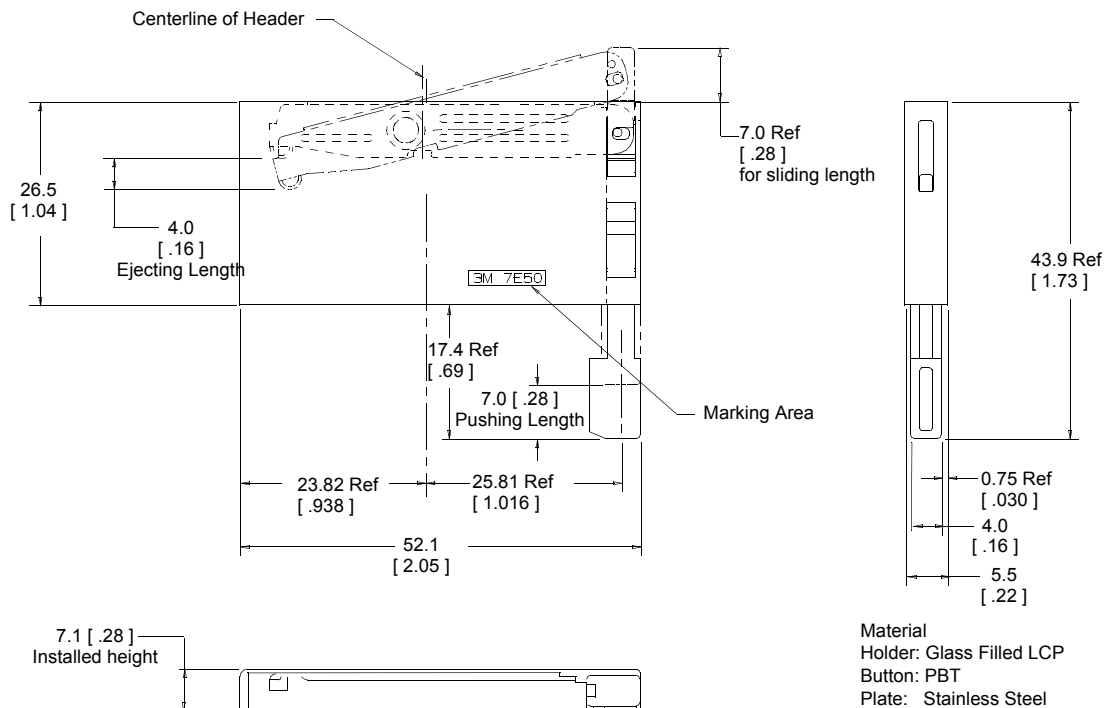
3M™ CF Card Header

CompactFlash™ Type I, Surface Mount

7E50 Series

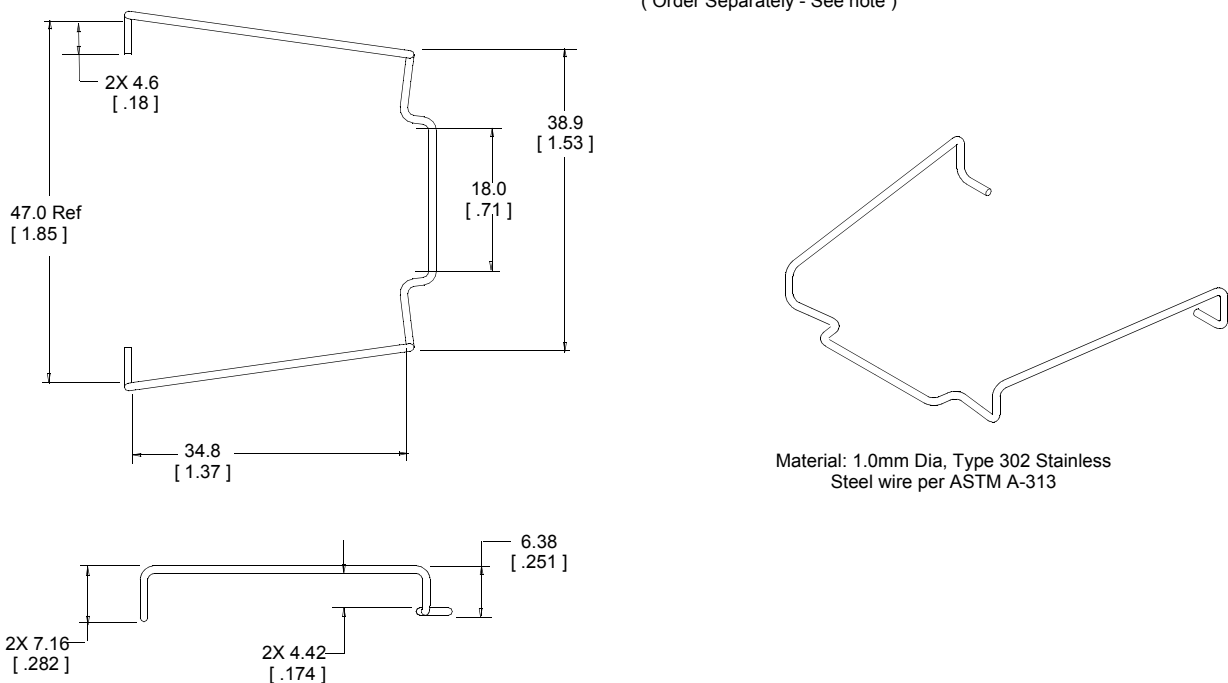
Right Button Ejector 3M Part **D7E50-7316-03**

(Order Separately - See note)



CF Card Retainer Clip 3M Part **3505-34**

(Order Separately - See note)



Note: Use of either an ejector or a retainer clip excludes the use of the other.

TS-0662-21
Sheet 4 of 4

Important Notice

All statements, technical information, and recommendations related to 3M's products are based on information believed to be reliable, but the accuracy or completeness is not guaranteed. Before using this product, you must evaluate it and determine if it is suitable for your intended application. You assume all risks and liability associated with such use. Any statements related to the product which are not contained in 3M's current publications, or any contrary statements contained on your purchase order shall have no force or effect unless expressly agreed upon, in writing, by an authorized officer of 3M.

3M

Electronics

6801 River Place Blvd.
Austin, TX 78726-9000
800/328-1368
www.3M.com/electronics

Warranty; Limited Remedy; Limited Liability.

This product will be free from defects in material and manufacture for a period of one (1) year from the time of purchase. **3M MAKES NO OTHER WARRANTIES INCLUDING, BUT NOT LIMITED TO, ANY IMPLIED WARRANTY OF MERCHANTABILITY OR FITNESS FOR A PARTICULAR PURPOSE.** If this product is defective within the warranty period stated above, your exclusive remedy shall be, at 3M's option, to replace or repair the 3M product or refund the purchase price of the 3M product. **Except where prohibited by law, 3M will not be liable for any indirect, special, incidental or consequential loss or damage arising from this 3M product, regardless of the legal theory asserted.**



*Minimum 10%
Post-Consumer Fiber*

Printed in USA.

© 3M 2005