

SUPER™
SWITCH



Choice **Quality** Value

WIRING ACCESSORIES



Mixed Sources
Product group from well-managed
forests and other controlled sources

Cert no. SGS-COC-2778
www.fsc.org
© 1996 Forest Stewardship Council



Unbeatable
quality,
remarkable
value

FEEL AT HOME WITH THE
SUPERSWITCH RANGE OF
WIRING ACCESSORIES



CHOICE

The new exciting range of wiring accessories from Superswitch, gives you the freedom to choose from the sleek white plastic Silk range, decorative Flatplate and Screwless, or the robust Metalclad range. With the addition of the Grid range, complete flexibility and choice is yours, with product solutions for all installations.

QUALITY

Designed to meet the demanding requirements of contemporary living or commercial spaces, the Superswitch range offers quality products, with a no-quibble, five year guarantee*. All Superswitch products comply with their relevant British Standards.

VALUE

The Superswitch range offers remarkable value, with exclusively designed products at an affordable price.

Meet the family.....

*Excludes electronic products which carry a two year guarantee.



SILK



The Silk range of white plastic wiring accessories is the perfect choice for modern interiors. The sleek, low profile blends in with any décor, offering an unobtrusive finish to complement contemporary home or commercial interiors.



- Contemporary Styling – low profile curved frontplate with screw covers
- Tough and Scratch Resistant – produced with a high grade thermoset material offering additional durability
- End User Added Safety – double pole switching and dual earth terminals
- Reliability and Quality – no-quibble 5 year guarantee*
- Ease of Installation – clearly marked and colour coded in-line terminals

*Excludes electronic products which carry a two year guarantee

5A and 13A Socket Outlets

Std pack

BS 1363 – 13A BS 546 – 5A Min. box depth 35mm

SW1	1 Gang 13A DP Switched Socket	10
SW5	1 Gang 13A Unswitched Socket	10
SW4	2 Gang 13A Unswitched Socket	10
SW2	2 Gang 13A SP Dual Earth Switched Socket	10
SW3	2 Gang 13A DP Dual Earth Switched Socket	10
SW47	5A Unswitched Round Pin Socket	10
SW1D1	1 Gang 13A DP Switched Socket with 12mm Frontplate	10
SW3D1	2 Gang 13A DP Switched Socket with 12mm Frontplate	10

10AX Plateswitches

BS EN 60669 Min. box depth 16mm

SW6	1 Gang 10AX 2 Way Plateswitch	10
SW7	2 Gang 10AX 2 Way Plateswitch	10
SW8	3 Gang 10AX 2 Way Plateswitch	10
SW44	4 Gang 10AX 2 Way Plateswitch	10
SW45	6 Gang 10AX 2 Way Plateswitch	10
SW9	1 Gang 10AX Intermediate Plateswitch	10
SW10	1 Gang 10A 3 Pole Fan Switch	10

Dimmers


BS EN 60669-2-1 Min. box depth 35mm

SW34	1 Gang 2 Way 40-250W Push Dimmer	5
SW35	2 Gang 2 Way 40-250W Push Dimmer	5
SW36	1 Gang 2 Way 60-500W/400VA Push Dimmer	5
SW37	2 Gang 2 Way 60-300W/240VA Push Dimmer	5
SW57	3 Gang 2 Way 40-250W Push Dimmer	5
SW58	4 Gang 2 Way 40-250W Push Dimmer	5

13A Fused Connection Units

BS 1363-4 Min. box depth 35mm

SW11	13A Unswitched Fused Connection Unit	10
SW12	13A DP Switched Fused Connection Unit	10
SW13	13A DP Switched Fused Connection Unit with Neon	10
SW14	13A Unswitched Connection Unit with Bottom Flex Outlet	10
SW43	13A Unswitched Connection Unit with Neon	10
SW16	13A DP Switched Connection Unit with Bottom Flex Outlet	10
SW17	13A DP Switched Connection Unit with Bottom Flex Outlet and Neon	10



20A DP Switches with Flex Outlets

Std pack

BS 60669-1 Min. box depth 35mm

SW18	20A DP Switch with Bottom Flex Outlet	10
SW19	20A DP Switch with Bottom Flex Outlet and Neon	10
SW19WH	20A DP Switch with Bottom Flex Outlet and Neon Water Heater	10
SW46	20A Front Flex Outlet Plate	10

45A DP Switches

BS EN 60669 – Switches BS 4177 – Cooker Control Unit
BS 5733 – Flex Connection Units Min. box depth 47mm

SW20	45A 2 Gang DP Switch with Neon	5
SW22	45A 1 Gang DP Switch with Neon	5
SW24	45A Cooker Flex Connection Unit	10
SW25	45A DP Cooker Control Unit with 13A Socket*	5
SW26	45A DP Cooker Control Unit with 13A Socket and Neon*	5

Shaver Socket


BS EN 61558-2-5 Min. box depth 47mm

SW27	Shaver Unit 115/230V 230V input	1
------	---------------------------------	---

Blank Plates

BS 5733 Min. box depth 16mm

SW28	1 Gang Moulded Blank Plate	10
SW29	2 Gang Moulded Blank Plate	10



*Not ROI

Telephone and Data

Std pack

NS/G/23/L/1000005 – SW30/31 only

Min. box depth 25mm – SW30/31 Min. box depth 35mm – SW32/33

SW30	1 Gang Telephone Socket/Master*	10
SW31	1 Gang Telephone Socket/Secondary*	10
SW32	Single TV Socket	10
SW33	Triplexer – TV/FM/F-type sat	10

Euro Plate and Modules

Min. box depth 25mm

SW38	1 Gang RJ11 Telephone/Data Socket Outlet	10
SW39	1 Gang RJ45 Telephone/Data Socket 25 x 50mm Euro Outlet	10
SW40	1 Gang 2 Module Euro Plate	10
SW41	2 Gang 4 Module Euro Plate	10
SW90	RJ45 Module (25 x 50mm)	10
SW91	RJ11 Module (25 x 50mm)	10
SW92	TV Module (25 x 50mm)	10
SW93	Quadplexer (50 x 50mm) TV/FM/SAT x 2	10
SW94	Secondary Telephone Socket Module (25 x 50mm)*	10
SW42	Blank Spacers (25 x 50mm)	10

Accessories

SW48	Spare Screw Caps (Bag of 10)	10
------	------------------------------	----

Ceiling Accessories

SW23	45A DP Ceiling Switch with Neon	5
BS EN 60669		
SW50	Cordgrip Lampholder	10
BS EN 61184 T2		
SW51	Pendant Set 6A 150mm long	10
BS EN 61184 T2 BS 67 Cable BS 6500: TABLE 29		
SW52	Pendant Set 6A 230mm long	10
BS EN 61184 T2 BS 67 Cable BS 6500: TABLE 29		
SW53	6A 2 Way Ceiling Switch	10
BS EN 60669		
SW54	Wired Batten Lampholder	10
BS EN 61184 T2		
SW55	Ceiling Rose 3 Terminal and Earth	10
BS 67		
SW56	Low Energy Pendant 10-30W 150mm long	10
BS EN 60928 BS EN 60929 BS EN 60598 BS 67 Cable BS 6500: TABLE 29		

*Not ROI





FLATPLATE



The ultra slim 1.5mm frontplates of the decorative Flatplate range make them ideal for use in modern interiors, whilst the 3 available finishes, Brushed Stainless Steel, Polished Chrome and Brushed Brass suit both contemporary and classic schemes. The unique grey inserts and oval neons create a stylish design statement.

- 1.5mm Profile – blends flawlessly into contemporary and classical interior design schemes
- Stylish Design – unique grey inserts and oval neons
- End User Added Safety – double pole switching and dual earth terminals
- Reliability and Quality – no-quibble 5 year guarantee*
- Ease of Installation – clearly marked and colour coded in-line terminals, high density foam gasket assists mounting on uneven walls.

*Excludes electronic products which carry a two year guarantee

Flatplate

BRUSHED STAINLESS STEEL

5A and 13A Socket Outlets

Std pack

BS 1363 – 13A Sockets BS 542 – 5A Sockets Min. box depth 35mm

SW201 BSS C	1 Gang 13A DP Switched Socket	1
SW202 BSS C	2 Gang 13A DP Dual Earth Switched Socket	1
SW228 BSS C	5A Unswitched Round Pin Socket	1

10AX Plateswitches

BS EN 60669 Min. box depth 25mm

SW203 BSS C	1 Gang 10AX 2 Way Plateswitch	1
SW204 BSS C	2 Gang 10AX 2 Way Plateswitch	1
SW205 BSS C	3 Gang 10AX 2 Way Plateswitch	1
SW206 BSS C	4 Gang 10AX 2 Way Plateswitch	1
SW207 BSS C	1 Gang 10AX Intermediate Plateswitch	1
SW221 BSS C	1 Gang 3 Pole Fan Switch	1

Dimmers

BS EN 60669 Min. box depth 35mm

SW212 BSS C	1 Gang 2 Way 60-400W Push Dimmer	1
SW213 BSS C	2 Gang 2 Way 40-250W Push Dimmer	1

13A Fused Connection Units

BS 1363-4 Min. box depth 35mm

SW223 BSS C	13A Unswitched FCU with Neon Outlet	1
SW224 BSS C	13A Unswitched FCU with Cable Outlet	1
SW208 BSS C	13A DP Switched Fused Connection Unit	1
SW209 BSS C	13A DP Switched Fused Connection Unit with Neon	1
SW222 BSS C	13A DP Switched FCU with Neon and Cable Outlet	1

20A DP Switch

BS EN 60669-1 Min. box depth 35mm

SW220 BSS C	20A DP Switch with Neon	1
-------------	-------------------------	---

45A DP Switches

BS EN 60669-1 – Switches BS 4177 – Cooker Control Unit Min. box depth 47mm

SW211 BSS C	45A 1 Gang DP Switch with Neon (Square)	1
SW229 BSS C	45A 2 Gang DP Switch with Neon	1
SW210 BSS C	45A DP Cooker Control Unit with Neon and 13A Socket*	1



*Not ROI

Shaver Socket

Std pack

BS EN 61558-2-5 Min. box depth 47mm

SW225 BSS C	Shaver Socket 115/230V dual voltage	1
-------------	-------------------------------------	---

Blank Plates

BS 5733 Min. box depth 16mm

SW217 BSS C	1 Gang Blank Plate	1
-------------	--------------------	---

SW218 BSS C	2 Gang Blank Plate	1
-------------	--------------------	---

Telephone and Data

NS/G/23/L/1000005 – SW219/226/227 only

Min. box depth 25mm – SW219/214/226/227 Min. box depth 35mm – SW215/216

SW215 BSS C	Single TV Socket	1
-------------	------------------	---

SW216 BSS C	1 Gang Triplex TV/FM/F-Type SAT	1
-------------	---------------------------------	---

SW219 BSS C	1 Gang Telephone Socket/Master*	1
-------------	---------------------------------	---

SW214 BSS C	1 Gang Telephone Socket/Secondary*	1
-------------	------------------------------------	---

SW226 BSS C	1 Gang RJ45 Data Outlet Socket with ID Window	1
-------------	-----------------------------------------------	---

SW227 BSS C	1 Gang RJ11 Telephone Socket with IDC Connection	1
-------------	--------------------------------------------------	---

Euro Plate and Modules

Min. box depth 25mm

SW230 BSS C	1 Gang 2 Module Euro Plate	1
-------------	----------------------------	---

SW231 BSS C	2 Gang 4 Module Euro Plate	1
-------------	----------------------------	---

SW191 GRY	RJ11 Module	10
-----------	-------------	----


SW192 GRY	TV Module	10
-----------	-----------	----

SW193 GRY	Quadplexer TV/FM/SAT x 2	10
-----------	--------------------------	----

SW194 GRY	Secondary Telephone Socket Module*	10
-----------	------------------------------------	----

SW195 GRY	RJ45 Module	10
-----------	-------------	----

SW142 GRY	Blank Spacers	10
-----------	---------------	----



*Not ROI

Flatplate

POLISHED CHROME

5A and 13A Socket Outlets

Std pack

BS 1363 – 13A Sockets BS 542 – 5A Sockets Min. box depth 35mm

SW201 POC C	1 Gang 13A DP Switched Socket	1
SW202 POC C	2 Gang 13A DP Dual Earth Switched Socket	1
SW228 POC C	5A Unswitched Round Pin Socket	1

10AX Plateswitches

BS EN 60669 Min. box depth 25mm

SW203 POC C	1 Gang 10AX 2 Way Plateswitch	1
SW204 POC C	2 Gang 10AX 2 Way Plateswitch	1
SW205 POC C	3 Gang 10AX 2 Way Plateswitch	1
SW206 POC C	4 Gang 10AX 2 Way Plateswitch	1
SW207 POC C	1 Gang 10AX Intermediate Plateswitch	1
SW221 POC C	1 Gang 3 Pole Fan Switch	1

Dimmers

BS EN 60669-2-1 Min. box depth 35mm

SW212 POC C	1 Gang 2 Way 60-400W Dimmer	1
SW213 POC C	2 Gang 2 Way 40-250W Dimmer	1

13A Fused Connection Units

BS 1363-4 Min. box depth 35mm

SW223 POC C	13A Unswitched Fused Connection Units with Neon	1
SW224 POC C	13A Unswitched Fused Connection Units with Cable Outlet	1
SW208 POC C	13A DP Switched Fused Connection Unit	1
SW209 POC C	13A DP Switched Fused Connection Unit with Neon	1
SW222 POC C	13A DP Switched Fused Connection Unit with Neon and Cable Outlet	1

20A DP Switch

BS EN 60669-1 Min. box depth 35mm


SW220 POC C	20A DP Switch with Neon	1
-------------	-------------------------	---

45A DP Switches

BS EN 60669-1 – Switches BS 4177 – Cooker Control Unit Min. box depth 47mm

SW211 POC C	45A 1 Gang DP Switch with Neon (Square)	1
SW229 POC C	45A 2 Gang DP Switch with Neon	1
SW210 POC C	45A DP Cooker Control Unit with Neon and 13A Socket*	1

*Not ROI



Shaver Socket

BS EN 61558-2-5 Min. box depth 47mm

SW225 POC C	Shaver Socket 115/230V dual voltage	1
-------------	-------------------------------------	---

Blank Plates

BS 5733 Min. box depth 16mm

SW217 POC C	1 Gang Blank Plate	1
SW218 POC C	2 Gang Blank Plate	1

Telephone and Data

NS/G/23/L/1000005 – SW219/226/227 only


Min. box depth 25mm – SW219/214/226/227 Min. box depth 35mm – SW215/216

SW215 POC C	Single TV Socket	1
SW216 POC C	1 Gang Triplex TV/FM/F-Type SAT	1
SW219 POC C	1 Gang Telephone Socket/Master*	1
SW214 POC C	1 Gang Telephone Socket/Secondary*	1
SW226 POC C	1 Gang RJ45 Data Outlet Socket with ID Window	1
SW227 POC C	1 Gang RJ11 Telephone Socket with IDC Connection	1

Euro Plate and Modules

Min. box depth 25mm

SW230 POC C	1 Gang 2 Module Euro Plate	1
SW231 POC C	2 Gang 4 Module Euro Plate	1
SW191 GRY	RJ11 Module	10
SW192 GRY	TV Module	10
SW193 GRY	Quadplexer TV/FM/SAT x 2	10
SW194 GRY	Secondary Telephone Socket Module*	10
SW195 GRY	RJ45 Module	10
SW142 GRY	Blank Spacers	10



*Not ROI

Flatplate

BRUSHED BRASS

5A and 13A Socket Outlets

Std pack

BS 1363 – 13A Sockets BS 542 – 5A Sockets Min. box depth 35mm

SW201 BBR C	1 Gang 13A DP Switched Socket	1
SW202 BBR C	2 Gang 13A DP Dual Earth Switched Socket	1
SW228 BBR C	5A Unswitched Round Pin Socket	1

10AX Plateswitches

BS EN 60669 Min. box depth 25mm

SW203 BBR C	1 Gang 10AX 2 Way Plateswitch	1
SW204 BBR C	2 Gang 10AX 2 Way Plateswitch	1
SW205 BBR C	3 Gang 10AX 2 Way Plateswitch	1
SW206 BBR C	4 Gang 10AX 2 Way Plateswitch	1
SW207 BBR C	1 Gang 10AX Intermediate Plateswitch	1
SW221 BBR C	1 Gang 3 Pole Fan Switch	1

Dimmers

BS EN 60669-2-1 Min. box depth 35mm

SW212 BBR C	1 Gang 2 Way 60-400W Push Dimmer	1
SW213 BBR C	2 Gang 2 Way 40-250W Push Dimmer	1

13A Fused Connection Units

BS 1363-4 Min. box depth 35mm

SW223 BBR C	Unswitched Fused Connection Unit with Neon Outlet	1
SW224 BBR C	13A Unswitched Fused Connection Unit with Cable Outlet	1
SW208 BBR C	13A DP Switched Fused Connection Unit	1
SW209 BBR C	13A DP Switched Fused Connection Unit with Neon	1
SW222 BBR C	13A DP Switched Fused Connection Unit with Neon and Cable Outlet	1

20A DP Switch

BS EN 60669-1 Min. box depth 35mm

SW220 BBR C	20A DP Switch with Neon	1
-------------	-------------------------	---

45A DP Switches

BS EN 60669-1 – Switches BS 4177 – Cooker Control Unit Min. box depth 47mm

SW211 BBR C	45A 1 Gang DP Switch with Neon (Square)	1
SW229 BBR C	45A 2 Gang DP Switch with Neon	1
SW210 BBR C	45A DP Cooker Control Unit with Neon and 13A Socket*	1

*Not ROI



Shaver Socket

BS EN 61558-2-5 Min. box depth 47mm

SW225 BBR C	Shaver Socket 115/230V dual voltage	1
-------------	-------------------------------------	---

Blank Plates

BS 5733 Min. box depth 16mm

SW217 BBR C	1 Gang Blank Plate	1
-------------	--------------------	---

SW218 BBR C	2 Gang Blank Plate	1
-------------	--------------------	---

Telephone and Data

NS/G/23/L/1000005 – SW219/226/227 only

Min. box depth 25mm – SW219/214/226/227 Min. box depth 35mm – SW215/216

SW215 BBR C	Single TV Socket	1
-------------	------------------	---


SW216 BBR C	1 Gang Triplex TV/FM/F-Type SAT	1
-------------	---------------------------------	---

SW219 BBR C	1 Gang Telephone Socket/Master	1
-------------	--------------------------------	---

SW214 BBR C	1 Gang Telephone Socket/Secondary	1
-------------	-----------------------------------	---



SW226 BBR C	1 Gang RJ45 Data Outlet Socket with ID Window	1
-------------	-----------------------------------------------	---

SW227 BBR C	1 Gang RJ11 Telephone Socket with IDC Connection	1
-------------	--------------------------------------------------	---





SCREWLESS



The unique Screwless range consists of a 9mm clip-on frontplate, which offers a superb aesthetic with no screws, and a perfect finish as the frontplate can be applied after any wall decoration. Available in Brushed Stainless Steel and Polished Chrome, the range can suit any scheme and will flawlessly finish your interior.

- Unique Profile – 9mm clip-on curved frontplate
- Stylish Design – unique grey inserts and oval neons
- End User Added Safety – double pole switching and dual earth terminals
- Reliability and Quality – no-quibble 5 year guarantee*
- Ease of Installation – clearly marked and colour coded in-line terminals

*Excludes electronic products which carry a two year guarantee

5A and 13A Socket Outlets

Std pack

BS 1363 – 13A Sockets BS 542 – 5A Sockets Min. box depth 35mm

SW301 BSS C	1 Gang 13A DP Switched Socket	1
SW302 BSS C	2 Gang 13A DP Dual Earth Switched Socket	1
SW328 BSS C	5A Unswitched Round Pin Socket	1

10AX Plateswitches

BS EN 60669 Min. box depth 25mm

SW303 BSS C	1 Gang 10AX 2 Way Plateswitch	1
SW304 BSS C	2 Gang 10AX 2 Way Plateswitch	1
SW305 BSS C	3 Gang 10AX 2 Way Plateswitch	1
SW306 BSS C	4 Gang 10AX 2 Way Plateswitch	1
SW307 BSS C	1 Gang 10AX Intermediate Plateswitch	1
SW321 BSS C	1 Gang 3 Pole Fan Switch	1

Dimmers

BS EN 60669-2-1 Min. box depth 35mm

SW312 BSS C	1 Gang 2 Way 60-400W Push Dimmer	1
SW313 BSS C	2 Gang 2 Way 60-400W Push Dimmer	1

13A Fused Connection Units

BS 1363-4 Min. box depth 35mm

SW323 BSS C	13A Unswitched Fused Connection Unit with Neon	1
SW324 BSS C	13A Unswitched Fused Connection Unit with Cable Outlet	1
SW308 BSS C	13A DP Switched Fused Connection Unit	1
SW309 BSS C	13A DP Switched Fused Connection Unit with Neon	1
SW322 BSS C	13A DP Switched FCU with Neon and Cable Outlet	1

20A DP Switch

BS EN 60669-1 Min. box depth 35mm

SW320 BSS C	20A DP Switch with Neon	1
-------------	-------------------------	---

45A DP Switches

BS EN 60669-1 – Switches BS 4177 – Cooker Control Unit Min. box depth 47mm

SW311 BSS C	45A 1 Gang DP Switch with Neon (Square)	1
SW329 BSS C	45A 2 Gang DP Switch with Neon	1
SW310 BSS C	45A DP Cooker Control Unit with Neon and 13A Socket*	1



*Not ROI

Screwless

BRUSHED STAINLESS STEEL

Shaver Socket

Std pack

BS EN 61558-2-5 Min. box depth 47mm

SW325 BSS C	Shaver Socket 115/230V dual voltage	1
-------------	-------------------------------------	---

Blank Plates

BS 5733 Min. box depth 16mm

SW317 BSS C	1 Gang Blank Plate	1
-------------	--------------------	---

SW318 BSS C	2 Gang Blank Plate	1
-------------	--------------------	---

Telephone and Data

NS/G/23/L/1000005 – SW319/326/327 only

Min. box depth 25mm – SW319/314/326/327 Min. box depth 35mm – SW315/216

SW315 BSS C	Single TV Socket	1
-------------	------------------	---

SW316 BSS C	1 Gang Triplex TV/FM/F-Type SAT	1
-------------	---------------------------------	---

SW319 BSS C	1 Gang Telephone Socket/Master*	1
-------------	---------------------------------	---

SW314 BSS C	1 Gang Telephone Socket/Secondary*	1
-------------	------------------------------------	---

SW326 BSS C	1 Gang RJ45 Data Outlet Socket with ID Window	1
-------------	-----------------------------------------------	---

SW327 BSS C	1 Gang RJ11 Telephone Socket with IDC Connection	1
-------------	--------------------------------------------------	---

Euro Plate and Modules

Min. box depth 25mm

SW330 BSS C	1 Gang 2 Module Euro Plate	1
-------------	----------------------------	---

SW331 BSS C	2 Gang 4 Module Euro Plate	1
-------------	----------------------------	---

SW191 GRY	RJ11 Module	10
-----------	-------------	----


SW192 GRY	TV Module	10
-----------	-----------	----

SW193 GRY	Quadplexer TV/FM/SAT x 2	10
-----------	--------------------------	----

SW194 GRY	Secondary Telephone Socket Module*	10
-----------	------------------------------------	----

SW195 GRY	RJ45 Module	10
-----------	-------------	----

SW142 GRY	Blank Spacers	10
-----------	---------------	----



*Not ROI

5A and 13A Socket Outlets

Std pack

BS 1363 – 13A Sockets BS 542 – 5A Sockets Min. box depth 35mm

SW301 POC C	1 Gang 13A DP Switched Socket	1
SW302 POC C	2 Gang 13A DP Dual Earth Switched Socket	1
SW328 POC C	5A Unswitched Round Pin Socket	1

10AX Plateswitches

BS EN 60669 Min. box depth 25mm

SW303 POC C	1 Gang 10AX 2 Way Plateswitch	1
SW304 POC C	2 Gang 10AX 2 Way Plateswitch	1
SW305 POC C	3 Gang 10AX 2 Way Plateswitch	1
SW306 POC C	4 Gang 10AX 2 Way Plateswitch	1
SW307 POC C	1 Gang 10AX Intermediate Plateswitch	1
SW321 POC C	1 Gang 3 Pole Fan Switch	1

Dimmers

BS EN 60669-2-1 Min. box depth 35mm

SW312 POC C	1 Gang 2 Way 60-400W Push Dimmer	1
SW313 POC C	2 Gang 2 Way 40-250W Push Dimmer	1

13A Fused Connection Units

BS 1363-4 Min. box depth 35mm

SW324 POC C	13A Unswitched FCU with Cable Unit	1
SW323 POC C	13A Unswitched FCU with Neon	1
SW308 POC C	13A DP Switched Fused Connection Unit	1
SW309 POC C	13A DP Switched Fused Connection Unit with Neon	1
SW322 POC C	13A DP Switched FCU with Neon and Cable Outlet	1

20A DP Switch

BS EN 60669-1 Min. box depth 35mm

SW320 POC C	20A DP Switch with Neon	1
-------------	-------------------------	---

45A DP Switches

BS EN 60669-1 – Switches BS 4177 – Cooker Control Unit Min. box depth 47mm

SW311 POC C	45A 1 Gang DP Switch with Neon (Square)	1
SW329 POC C	45A 2 Gang DP Switch with Neon	1
SW310 POC C	45A DP Cooker Control Unit with Neon and 13A Socket*	1



*Not ROI

Screwless

POLISHED CHROME

Shaver Socket

BS EN 61558-2-5 Min. box depth 47mm

SW325 POC C	Shaver Socket 115/230V dual voltage	1
-------------	-------------------------------------	---

Blank Plates

BS 5733 Min. box depth 16mm

SW317 POC C	1 Gang Blank Plate	1
-------------	--------------------	---

SW318 POC C	2 Gang Blank Plate	1
-------------	--------------------	---

Telephone and Data

NS/G/23/L/1000005 – SW219/226/227 only

Min. box depth 25mm – SW219/214/226/227 Min. box depth 35mm – SW215/216

SW315 POC C	Single TV Socket	1
-------------	------------------	---

SW316 POC C	1 Gang Triplex TV/FM/F-Type SAT	1
-------------	---------------------------------	---

SW319 POC C	1 Gang Telephone Socket/Master*	1
-------------	---------------------------------	---

SW314 POC C	1 Gang Telephone Socket/Secondary*	1
-------------	------------------------------------	---

SW326 POC C	1 Gang RJ45 Data Outlet Socket with ID Window	1
-------------	-----------------------------------------------	---

SW327 POC C	1 Gang RJ11 Telephone Socket with IDC Connection	1
-------------	--------------------------------------------------	---

Euro Plate and Modules

Min. box depth 25mm

SW330 POC C	1 Gang 2 Module Euro Plate	1
-------------	----------------------------	---

SW331 POC C	2 Gang 4 Module Euro Plate	1
-------------	----------------------------	---

SW191 GRY	RJ11 Module	10
-----------	-------------	----


SW192 GRY	TV Module	10
-----------	-----------	----

SW193 GRY	Quadplexer TV/FM/SAT x 2	10
-----------	--------------------------	----

SW194 GRY	Secondary Telephone Socket Module*	10
-----------	------------------------------------	----

SW195 GRY	RJ45 Module	10
-----------	-------------	----


SW142 GRY	Blank Spacers	10
-----------	---------------	----



*Not ROI



GRID



The Grid range is a modular system which complements the superswitch Silk, Flatplate, Screwless and Metalclad ranges. The range of modules includes switches, dimmers, secret key switches, flex outlets, indicator modules and printed modules – giving you a complete offering to suit all installations. The modules are easy to fit and simply click into the grid mounting frame.

- Broad range – frontplates available in Silk, Flatplate, Screwless and Metalclad
- Printed Switches – full range of printed switches available
- Reliability and Quality – no-quibble 5 year guarantee*
- Ease of Installation – modules simply clip into grid mounting frame

*Excludes electronic products which carry a two year guarantee

FRONTPLATES

Std pack

Silk

BS 5733

SW542	2 Gang Frontplate – White	10
SW543	3 Gang Frontplate – White	10
SW544	4 Gang Frontplate – White	10
SW546	6 Gang Frontplate – White	10
SW548	8 Gang Frontplate – White	10

Note: Appropriate Grid Mounting Frame is required

Flatplate

BS 5733

SW561 FP BSS	1 Gang Grid Flat Frontplate	10
SW562 FP BSS	2 Gang Grid Flat Frontplate	10
SW563 FP BSS	3 Gang Grid Flat Frontplate	10
SW564 FP BSS	4 Gang Grid Flat Frontplate	10
SW566 FP BSS	6 Gang Grid Flat Frontplate	10
SW568 FP BSS	8 Gang Grid Flat Frontplate	10
SW561 FP POC	1 Gang Grid Flat Frontplate	10
SW562 FP POC	2 Gang Grid Flat Frontplate	10
SW563 FP POC	3 Gang Grid Flat Frontplate	10
SW564 FP POC	4 Gang Grid Flat Frontplate	10
SW566 FP POC	6 Gang Grid Flat Frontplate	10
SW568 FP POC	8 Gang Grid Flat Frontplate	10






Note: Appropriate Grid Mounting Frame is required

Screwless

BS 5733

SW551 CR BSS	1 Gang 9mm Screwless Frontplate	10
SW552 CR BSS	2 Gang 9mm Screwless Frontplate	10
SW553 CR BSS	3 Gang 9mm Screwless Frontplate	10
SW554 CR BSS	4 Gang 9mm Screwless Frontplate	10
SW556 CR BSS	6 Gang 9mm Screwless Frontplate	5
SW558 CR BSS	8 Gang 9mm Screwless Frontplate	5
SW551 CR POC	1 Gang 9mm Screwless Frontplate	10
SW552 CR POC	2 Gang 9mm Screwless Frontplate	10
SW553 CR POC	3 Gang 9mm Screwless Frontplate	10
SW554 CR POC	4 Gang 9mm Screwless Frontplate	10
SW556 CR POC	6 Gang 9mm Screwless Frontplate	5
SW558 CR POC	8 Gang 9mm Screwless Frontplate	5

Note: Grid Mounting Frame is provided with Front Plate



Metalclad

BS 5733

SW571	1 Gang Grid Metalclad Frontplate & Mounting Box	10
SW572	2 Gang Grid Metalclad Frontplate & Mounting Box	10
SW573	3 Gang Grid Metalclad Frontplate & Mounting Box	5
SW574	4 Gang Grid Metalclad Frontplate & Mounting Box	5

Note: Appropriate Grid Mounting Frame is required

ACCESSORIES

Grid Mounting Frames

BS 5733

SW581	1 Gang Grid Frame for Silk/Metalclad	10
SW582	2 Gang Grid Frame for Silk/Metalclad	10
SW583	3 Gang Grid Frame for Silk/Metalclad	10
SW584	4 Gang Grid Frame for Silk/Metalclad	10
SW585	1 Gang Grid Frame for Flatplate	10
SW586	2 Gang Grid Frame for Flatplate	10
SW587	3 Gang Grid Frame for Flatplate	10
SW588	4 Gang Grid Frame for Flatplate	10

Back Boxes


BS 4662

SW21	6/8 Gang Flush Metal Box 35mm deep	5
------	------------------------------------	---

Switches

BS EN 60669-1

SW505	10AX 1 Way Grid Switch	10
SW505 POC	10AX 1 Way Grid Switch	10
SW505 BSS	10AX 1 Way Grid Switch	10
SW506	10AX 2 Way Grid Switch	10
SW506 POC	10AX 2 Way Grid Switch	10
SW506 BSS	10AX 2 Way Grid Switch	10
SW507	10AX Intermediate Grid Switch	10
SW507 POC	10AX Intermediate Grid Switch	10
SW507 BSS	10AX Intermediate Grid Switch	10
SW508	10A 2 Way Retractive Grid Switch	10
SW508 POC	10A 2 Way Retractive Grid Switch	10
SW508 BSS	10A 2 Way Retractive Grid Switch	10
SW515	20AX 2 Way Single Pole Grid Switch	10
SW515 POC	20AX 2 Way Single Pole Grid Switch	10
SW515 BSS	20AX 2 Way Single Pole Grid Switch	10



SW516	20AX 2 Way SP Secret Key Grid Switch	10
SW516 POC	20AX 2 Way SP Secret Key Grid Switch	10
SW516 BSS	20AX 2 Way SP Secret Key Grid Switch	10
SW517	20AX 1 Way DP Secret Key Grid Switch	10
SW517 POC	20AX 1 Way DP Secret Key Grid Switch	10
SW517 BSS	20AX 1 Way DP Secret Key Grid Switch	10
SW518	20AX 1 Way DP Grid Switch	10
SW518 POC	20AX 1 Way DP Grid Switch	10
SW518 BSS	20AX 1 Way DP Grid Switch	10
SW518N	20AX 1 Way DP Grid Switch with Neon	10
SW518N BSS	20AX 1 Way DP Grid Switch with Neon	10
SW518N POC	20AX 1 Way DP Grid Switch with Neon	10

Dimmers

BS EN 60669-2-1

SW525	1 Gang 1 Way 40-250W Dimmer Module	10
SW525 POC	1 Gang 1 Way 40-250W Dimmer Module	10
SW525 BSS	1 Gang 1 Way 40-250W Dimmer Module	10
SW526	1 Gang 2 Way 60-400W Dimmer Module	10
SW526 POC	1 Gang 2 Way 60-400W Dimmer Module	10
SW526 BSS	1 Gang 2 Way 60-400W Dimmer Module	10

Connection Units

BS5733

SW530	13A Grid Fuse Outlet	10
SW530 POC	13A Grid Fuse Outlet	10
SW530 BSS	13A Grid Fuse Outlet	10
SW531	16A Flex Outlet (up to 10mm dia Cable)	10
SW531 POC	16A Flex Outlet (up to 10mm dia Cable)	10
SW531 BSS	16A Flex Outlet (up to 10mm dia Cable)	10

Indicator Modules

BS5733

SW532 GRN W	Green Indicator Module – White Surround	10
SW532 GRN G	Green Indicator Module – Grey Surround	10
SW532 RED W	Red Indicator Module – White Surround	10
SW532 RED G	Red Indicator Module – Grey Surround	10
SW532 AMB W	Amber Indicator Module – White Surround	10
SW532 AMB G	Amber Indicator Module – Grey Surround	10

Grey Modules are intended for use with Decorative Finishes – Flatplate & Screwless



Blanks


BS 5733

SW500	1 Gang Grid Blank Module	10
SW500 POC	1 Gang Grid Blank Module	10
SW500 BSS	1 Gang Grid Blank Module	10

Printed Modules

BS EN 60669-1

SW518DW	20AX DP One Way Switch Dishwasher	10
SW518WM	20AX DP One Way Switch Washing Machine	10
SW518CH	20AX DP One Way Switch Cooker Hood	10
SW518OV	20AX DP One Way Switch Oven	10
SW518HB	20AX DP One Way Switch Hob	10
SW518FN	20AX DP One Way Switch Fan	10
SW518FG	20AX DP One Way Switch Fridge	10
SW518MW	20AX DP One Way Switch Microwave	10
SW518FZ	20AX DP One Way Switch Freezer	10
SW518WD	20AX DP One Way Switch Waste Disposal	10
SW518TD	20AX DP One Way Switch Tumble Dryer	10
SW518BR	20AX DP One Way Switch Boiler	10
SW518FF	20AX DP One Way Switch Fridge Freezer	10
SW516EL	20AX SP Secret Key Marked 'EMG LTG TEST'	10





METALCLAD



Superswitch Metalclad is ideal for domestic and commercial installations. The robust design and tough impact resistant finish make this a superb choice for workshops, garages, industrial environments and public areas. The trend in loft style living, with bare brickwork and surface mounted accessories provides the perfect scheme for Metalclad in a domestic interior.

- Tough and Robust – impact resistant finish
- Complete with mounting box – all products complete with 40mm deep surface mounting box
- End User Added Safety – double pole switching and dual earth terminals
- Reliability and Quality – no-quibble 5 year guarantee
- Ease of Installation – clearly marked and colour coded in-line terminals, mounting box with 20mm knockouts to top, bottom and side

13A Socket Outlets

Std pack

BS 1362

SW80	1 Gang 13A DP Switched Socket	5
SW81	2 Gang 13A DP Switched Socket	5

10AX Switches

BS EN 60669-1

SW82	1 Gang 10AX 2 Way Switch	5
SW83	2 Gang 10AX 2 Way Switch	5

13A Fused Connection Units

BS 1363-4

SW86	13A DP Switch Connection Unit	5
SW87	13A DP Switch Connection Unit with Neon	5
SW88	13A DP Switch Connection Unit with Front Flex Outlet	5
SW89	13A DP Switch Connection Unit with Front Flex Outlet and Neon	5
SW96	13A Unswitched Fused Connection Unit	5
SW97	13A Unswitched Fused Connection Unit with Front Flex Outlet	5

20A DP Switches

BS EN 60669-1

SW84	20A DP Switch	5
SW85	20A DP Switch with Neon	5

Euro Plate and Modules

Min. box depth 25mm

SW98	1 Gang 2 Module Europlate	5
SW99	2 Gang 4 Module Europlate	5
SW90	RJ45 Module (25 x 50mm)	10
SW91	RJ11 Module (25 x 50mm)	10
SW92	TV Module (25 x 50mm)	10
SW93	Quadplexer (50 x 50mm)	10




Accessories

CATEGORY

Junction Boxes and Mounting Boxes

		Std pack
SW60	Standard 5A 4-Terminal Junction Box	10
BS 6220		
SW61	Standard 20A 4-Terminal Junction Box	10
BS 6220		
SW62	Large 30A 3-Terminal Junction Box	10
BS 6220		
SW63	1 Gang Flush Metal Box 16mm Deep	10
BS 4662		
SW64	1 Gang Fluch Metal Box 25mm Deep	10
BS 4662		
SW65	1 Gang Flush Metal Box 35mm Deep	10
BS 4662		
SW66	1 Gang Flush Metal Box 47mm Deep	10
BS 4662		
SW67	2 Gang Flush Metal Box 25mm Deep	10
BS 4662		
SW68	2 Gang Flush Metal Box 35mm Deep	10
BS 4662		
SW69	2 Gang Flush Metal Box 47mm Deep	10
BS 4662		
SW70	Dual Flush Metal Box – 35mm Deep	10
BS 4662		
SW71	Moulded Box – Single 16mm	10
BS 5773		
SW72	Moulded Box – Single 25mm	10
BS 5773		
SW74	Moulded Box – Single 35mm	10
BS 5773		
SW79	Moulded Box – Single 47mm	10
BS 5773		
SW73	Moulded Box – Double 25mm	10
BS 5773		
SW75	Moulded Box – Double 35mm	10
BS 5773		
SW76	Moulded Box – Double 47mm	10
BS 5773		
SW77	1 Gang Box Dry Lining 35mm	10
BS 5773		
SW78	2 Gang Box Dry Lining 35mm	10
BS 5773		



SUPER[™]
SWITCH



ChoiceQualityValue

WIRING ACCESSORIES

SUPERSWITCH

Chester Road

Helsby

Cheshire

WA6 0DJ

Tel: 0870 850 2268

Technical Support: 01268 563070

E Mail: superswitch.technical@honeywell.com

Fax: 0870 850 2267