


## Mini Barrier Terminal Strips



### Miniature Series

An improved range of miniature terminal strips in solvent resistant High impact thermoplastic.  
Can be used in all general purpose applications where the current does not exceed 5 amps.

- 3 terminal options
- Strong moulded barrier
- Dimensionally stable mouldings
- Flame retardant moulding
- A full range of accessories is available

### Materials and finishes

<b>Moulding</b>	High impact thermoplastic UL 94V-0 rated
<b>Terminal plates</b>	Brass, nickel plated
<b>Terminal tags</b>	Brass, solder coated
<b>Screws</b>	6BA, Binder Head. Brass, nickel plated
<b>Fanning strip moulding</b>	Nylon
<b>Fanning strip tag</b>	Electro-tinned Brass
<b>Marker strip</b>	0.4mm Commercial grade SRLPS black. (White characters)

### Technical data

<b>Number of ways</b>	2 to 16 2 to 18 with dip solder terminals
<b>Current rating</b>	5 amps
<b>Working voltage</b>	1,000 V r.m.s.
<b>Temperature range</b>	-55°C to +100°C

# Mini Barrier Terminal Strips

## Ordering Information


### Twin Terminals

2-6BA screw terminals 3,61mm Ø end fix holes.

How to order — Please quote part number

R44	34	000
		↑↑

Specify number of ways



### Drop Through Solder Terminals

1-6BA screw terminal with drop through tag for hand soldering. 3,61mm Ø end fix holes.

How to order — Please quote part number

R44	35	000
		↑↑

Specify number of ways


### Dip Solder Terminals

1 x 6BA screw terminal with drop through tag for dip solder applications 3,61mm Ø end fix holes.

How to order — Please quote part number

R44	36	000
		↑↑

Specify number of ways



R44	37	000
		↑↑

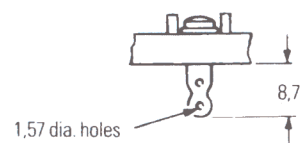
Specify number of ways Maximum 18

### 5 amp 1000 V d.c. or a.c. peak

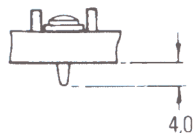
The terminal strips are available in any number of ways from 2-16

## Dimensions

All dimensions are in millimetres




Drop through solder terminal



Dip solder terminal

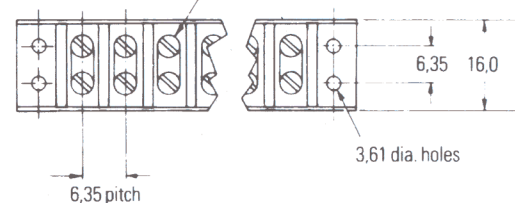
P.C.B. piercing grid 1,57±0,08 dia, holes 6,35 pitch, in line

6BA Binder head screws

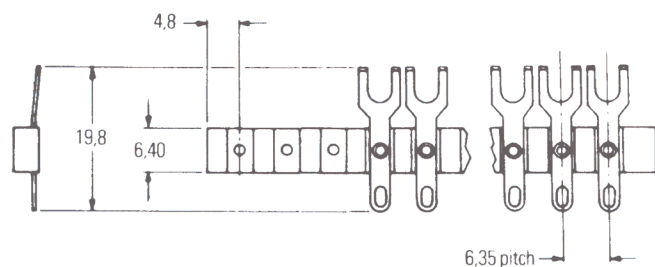


Max. 16 way 114,30

6BA Binder head screws



## Accessories



### Fanning strips

Available for speedy connections and disconnections

How to order — Please quote part number

Left handed version as shown.

R44	81880	LH	M00
			↑↑

Specify number of ways. Maximum 12 with 3 hole binding extension

Right handed version

R44	81800	RH	M00
			↑↑

Specify number of ways. Maximum 12 with 3 hole binding extension

Without binding extension

R44	81999	00	M00
			↑↑

Specify number of ways. Maximum 15

### Marker strips

Available for the immediate identification of terminal wiring.

How to order — Please quote part number

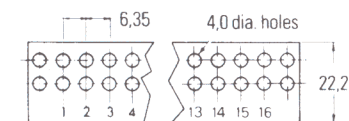
R44	81801	ST	D00
			↑↑

Specify number of ways

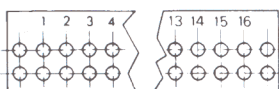
How to order — Please quote part number

R44	81801	ST	F00
			↑↑

Specify number of ways



Order code D



Order code F

## Thermodata Components

High Street, Meppershall, Shefford,

Bedfordshire, SG17 5LX

Tel: 01462 811757 Fax: 01462 811536