

LOW PROFILE TOGGLE SWITCHES FOR PC BOARDS



146-238/c

21000

GAM list : see pages 6 and 7

● THREADED BUSHING

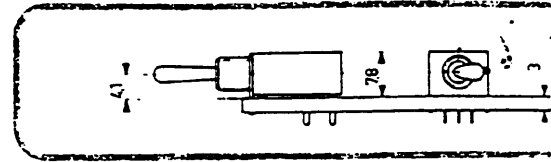
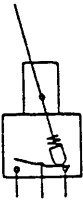
All switches have epoxy sealed terminals.

Panel thickness : 2.5 mm max.

Specifications page 55

Nuts : page 62

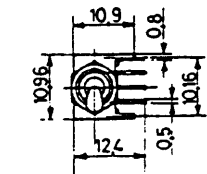
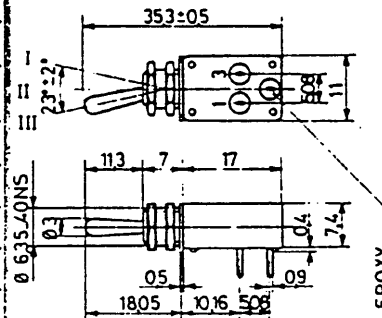
Order example :



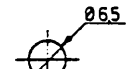
21	1	3	6	N	LD	K
SERIES 21000	THREADED BUSH	SINGLE POLE	FUNCTION 6	NEW MODEL	GOLD PLATED BRASS	SEALED

SINGLE POLE


MODELS	FUNCTIONS			NET WT.	CON-TACTS		■	Δ
	III	II	I		g	A LD		
21132N	ON	—	MOM	4.85	c	e		c
21136N	ON	—	ON		c	e		c
21137N	MOM	OFF	MOM		c	e		c
21138N	ON	OFF	MOM		c	e		c
21139N	ON	OFF	ON		c	e		c



Panel cut-out

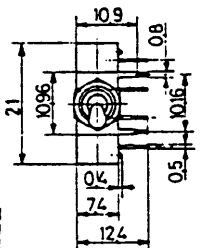
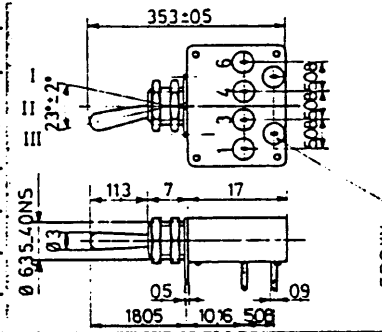


PC layout

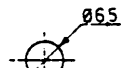


DOUBLE POLE


MODELS	FUNCTIONS			NET WT.	CON-TACTS		■	Δ
	III	II	I		g	A LD		
21142N	ON	—	MOM	6.75	c	e		c
21146N	ON	—	ON		c	e		c
21147N	MOM	OFF	MOM		c	e		c
21148N	ON	OFF	MOM		c	e		c
21149N	ON	OFF	ON		c	e		c



Panel cut-out



PC layout

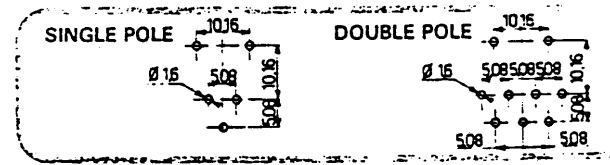


● PLAIN BUSHING

All types have epoxy sealed terminals.

Specifications page 55

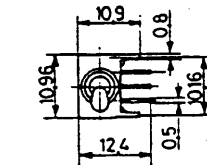
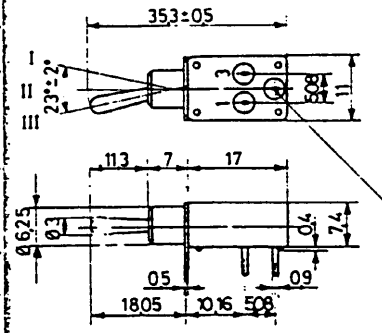
Order example :



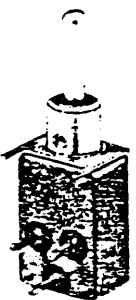
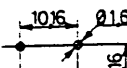
21	2	4	6	N	A
SERIES 21000	PLAIN BUSH	DOUBLE POLE	FUNCTION 6	NEW MODEL	SILVER CONTACTS

SINGLE POLE

MODELS	FUNCTIONS			NET WT.	CON-TACTS		■	Δ
	III	II	I		g	A LD		
21232N	ON	—	MOM	4.85	c	e		c
21236N	ON	—	ON		c	e		c
21237N	MOM	OFF	MOM		c	e		c
21238N	ON	OFF	MOM		c	e		c
21239N	ON	OFF	ON		c	e		c

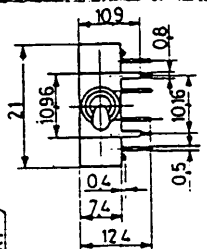
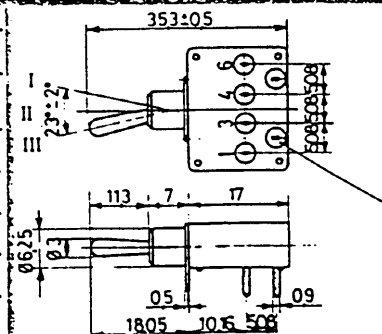


PC layout


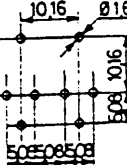


DOUBLE POLE

MODELS	FUNCTIONS			NET WT.	CON-TACTS		■	Δ
	III	II	I		g	A LD		
21242N	ON	—	MOM		c	e		c
21246N	ON	—	ON		c	e		c
21247N	MOM	OFF	MOM		c	e		c
21248N	ON	OFF	MOM		c	e		c
21249N	ON	OFF	ON		c	e		c



PC layout



■ Matt black finish

Δ Sealing K : version without washer U360.

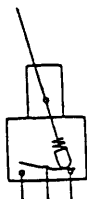
LOW PROFILE TOGGLE SWITCHES FOR PC BOARDS



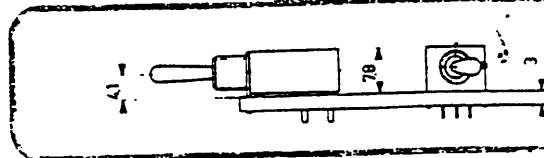
146-238/9

21000

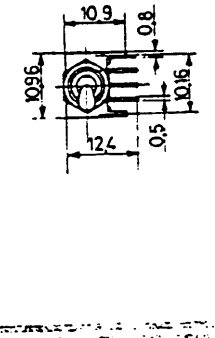
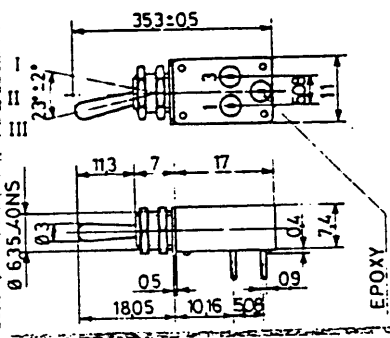
GAM list : see pages 6 and 7
 ● **THREADED BUSHING**
 All switches have epoxy sealed terminals.
 Panel thickness : 2.5 mm max.
 Specifications page 55
 Nuts : page 62
 Order example :




21	1	3	6	N	LD	K
SERIES 21000	THREADED BUSH	SINGLE POLE	FUNCTION 6	NEW MODEL	GOLD PLATED BRASS	SEALED



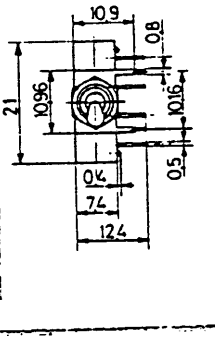
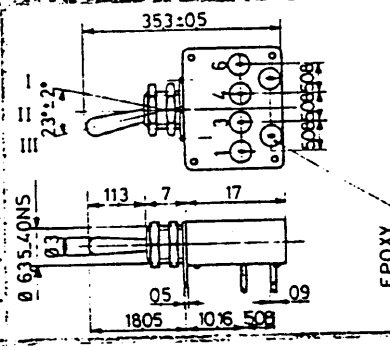
MODELS		FUNCTIONS			NET WT.	CON-TACTS		■	△
		III	II	I	g	A	LD	G	K
21132N	ON	—	MOM		4.85	c	e	c	
21136N	ON	—	ON			c	e	c	
21137N	MOM	OFF	MOM			c	e	c	
21138N	ON	OFF	MOM			c	e	c	
21139N	ON	OFF	ON			c	e	c	



Panel cut-out
 PC layout



MODELS		FUNCTIONS			NET WT.	CON-TACTS		■	△
		III	II	I	g	A	LD	G	K
21142N	ON	—	MOM		6.75	c	e	c	
21146N	ON	—	ON			c	e	c	
21147N	MOM	OFF	MOM			c	e	c	
21148N	ON	OFF	MOM			c	e	c	
21149N	ON	OFF	ON			c	e	c	




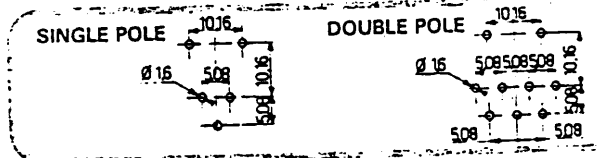
Panel cut-out
 PC layout

● PLAIN BUSHING

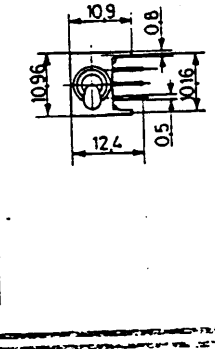
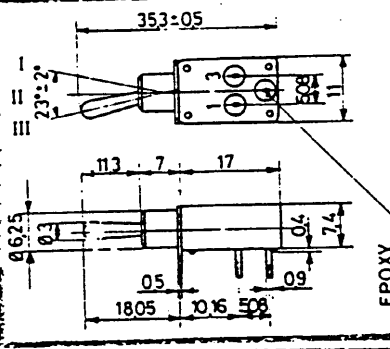
All types have epoxy sealed terminals.
 Specifications page 55

Order example :


21	2	4	6	N	A
SERIES 21000	PLAIN BUSH	DOUBLE POLE	FUNCTION 6	NEW MODEL	SILVER CONTACTS



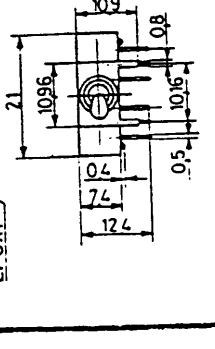
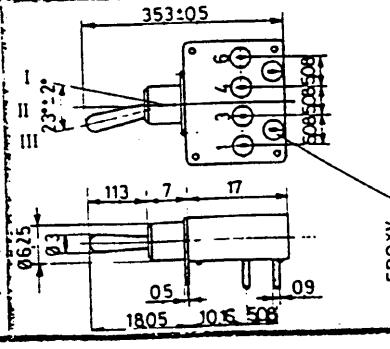
MODELS		FUNCTIONS			NET WT.	CON-TACTS		■	△
		III	II	I	g	A	LD	G	K
21232N	ON	—	MOM		4.85	c	e	c	
21236N	ON	—	ON			c	e	c	
21237N	MOM	OFF	MOM			c	e	c	
21238N	ON	OFF	MOM			c	e	c	
21239N	ON	OFF	ON			c	e	c	



PC layout



MODELS		FUNCTIONS			NET WT.	CON-TACTS		■	△
		III	II	I	g	A	LD	G	K
21242N	ON	—	MOM			c	e	c	
21246N	ON	—	ON			c	e	c	
21247N	MOM	OFF	MOM			c	e	c	
21248N	ON	OFF	MOM			c	e	c	
21249N	ON	OFF	ON			c	e	c	



PC layout

■ Matt black finish
 △ Sealing K : version without washer U360.