


# 3M™ Polarized Boardmount Socket

.100" × .100" Centerbump Polarization with Straight Solder Tails

9100 Series



- Standard centerbump with straight solder tails
- Mates with low profile shrouded headers
- Part number on each piece
- Optional keying plug
- 20-64 contacts
- Military Dual polarization
- Board retention feature
- RoHS\* compliant version (PL plating) available

Date Modified: September 9, 2005

TS-0690-04  
Sheet 1 of 2

---

## Physical

### Insulation

Material: Glass Filled Polyester (PBT)

Flammability: UL 94V-0

Color: Gray

### Contact

Material: Copper Alloy

### Plating

Underplating and U-Slot: 2  $\mu\text{m}$  [ 79  $\mu\text{in}$  ] Nickel

Wiping Area: 0.3  $\mu\text{m}$  [ 12  $\mu\text{in}$  ] Gold

Solder Tails: Tin Lead or Gold flash (RoHS compliant) (see ordering information)

Marking: 3M Logo, Part Identification Number and Orientation Triangle

---

## Electrical

Current Rating: 1 A

Insulation Resistance:  $> 1 \times 10^9 \Omega$  at 500 VDC

Withstanding Voltage: 1000 Vrms at Sea Level

---

## Environmental

Temperature Rating: -55°C to +105°C

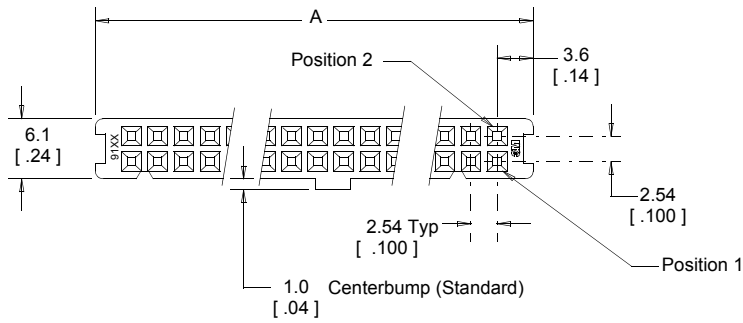
\*RoHS = Directive 2002/95/EC, Restriction of the Use of Certain Hazardous Substances in Electrical and Electronic Equipment  
"RoHS compliant" means that the product or part does not contain any of the following substances in excess of the following maximum concentration values in any homogeneous material, unless the substance is in an application that is exempt under RoHS: (a) 0.1% (by weight) for lead, mercury, hexavalent chromium, polybrominated biphenyls or polybrominated diphenyl ethers; or (b) 0.01% (by weight) for cadmium. Unless otherwise stated by 3M in writing, this information represents 3M's knowledge and belief based upon information provided by third party suppliers to 3M.

UL File No.: E68080

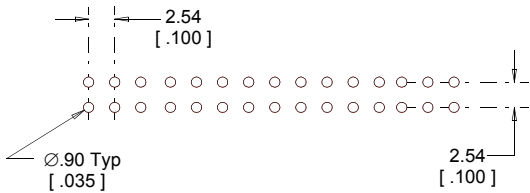
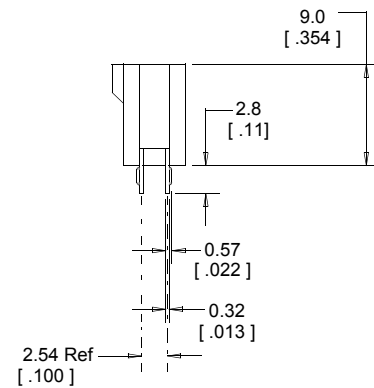
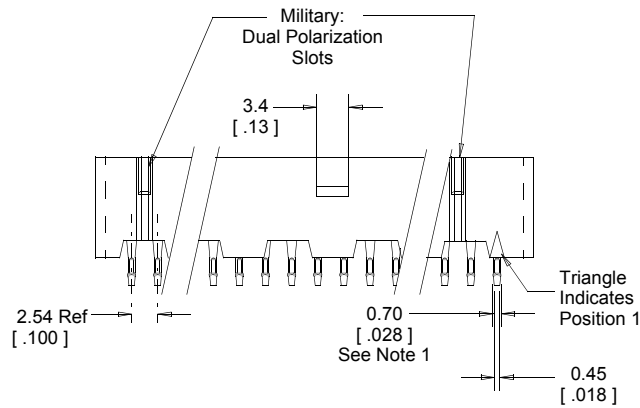
# 3M™ Polarized Boardmount Socket

.100" × .100" Centerbump Polarization with Straight Solder Tails

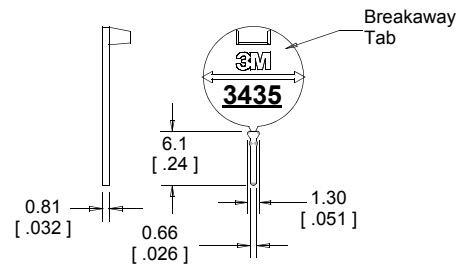
9100 Series



Contact Quantity	Dimension A
20	29.9 [ 1.18 ]
26	37.5 [ 1.48 ]
34	47.7 [ 1.88 ]
40	55.3 [ 2.18 ]
50	68.1 [ 2.68 ]
60	80.7 [ 3.18 ]
64	85.8 [ 3.38 ]



**Recommended Mounting Hole Pattern**  
(Shown for Top Side of PC Board)



**3435-0**

**Keying Plug**

(Optional: Order Separately)

mm [Inch]			
Tolerance Unless Noted			
	.0	.00	.000
-mm	±.3	±.15	

[ ] Dimensions for Reference only

**Notes:**

1. The contact soldertail is designed to retain the connector on the PC board during flow soldering operations.
2. Recommended to be mated to the .100" x .100" low profile header and the 4600 series plug connector without ejector latches.

## Ordering Information

### Sockets 91XX-4500XL

Contact Quantity:  
See Table

Plating Suffix:  
J = Tin-lead solder tails  
P = Gold flash solder tails (RoHS compliant)

TS-0690-04  
Sheet 2 of 2

## Important Notice

All statements, technical information, and recommendations related to 3M's products are based on information believed to be reliable, but the accuracy or completeness is not guaranteed. Before using this product, you must evaluate it and determine if it is suitable for your intended application. You assume all risks and liability associated with such use. Any statements related to the product which are not contained in 3M's current publications, or any contrary statements contained on your purchase order shall have no force or effect unless expressly agreed upon, in writing, by an authorized officer of 3M.

# 3M

## Electronics

6801 River Place Blvd.  
Austin, TX 78726-9000  
800/328-1368  
[www.3M.com/electronics](http://www.3M.com/electronics)

## Warranty; Limited Remedy; Limited Liability.

This product will be free from defects in material and manufacture for a period of one (1) year from the time of purchase. **3M MAKES NO OTHER WARRANTIES INCLUDING, BUT NOT LIMITED TO, ANY IMPLIED WARRANTY OF MERCHANTABILITY OR FITNESS FOR A PARTICULAR PURPOSE.** If this product is defective within the warranty period stated above, your exclusive remedy shall be, at 3M's option, to replace or repair the 3M product or refund the purchase price of the 3M product. **Except where prohibited by law, 3M will not be liable for any indirect, special, incidental or consequential loss or damage arising from this 3M product, regardless of the legal theory asserted.**



*Minimum 10%  
Post-Consumer Fiber*

Printed in USA.

© 3M 2005