
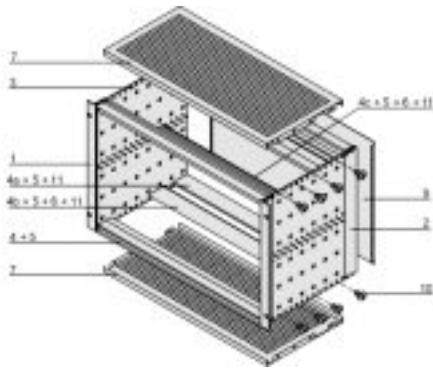
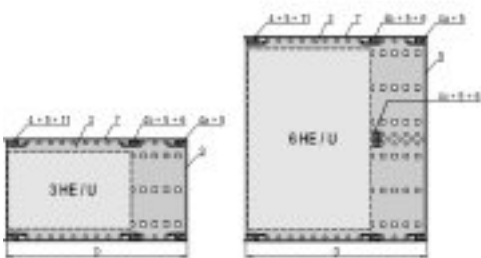


[Subrack kits](#)
[Print page](#)


6 U



Side view 3 U / 6 U

**Article number: 24563-444**


- Rear horizontal rail with insulation strip for backplane mounting
- Typical shielding of 40 dB at 1 GHz, 30 dB at 2 GHz (in accordance with VG 95373, part 15), provided that the front is closed with shielded front panels
- Subrack in lightweight version

Delivery comprises: kit

Item	Qty	Description
1	2	19"-Support bracket
2	2	Rear angle
3	2	Side panel Type F
4	2	Horizontal rail front (L-SL)
4 a	2	Rear horizontal rail (L-SL)
4 b	2	Horizontal rail for backplane assembly (L-ST)
4 c	1	Horizontal rail centre (ST)
5	8	Threaded insert, pre-assembled
6	4	Insulation strip, pre-assembled
7	2	Cover plate EMC
8	1	EMC shielding material pre-assembled
9	1	Rear panel
10	1	Assembly kit
11	2	Perforated strip (pre-assembled in Item 4)

Technical data:

Description	Height	Width	Depth
Kit, shielded, light, for backplane mounting	6 U	84 HP	355 mm



Rear horizontal rail for backplane assembly



Accessories:

Article number	Description
24560-351	Guide rail, 160 mm deep PBT, UL 94 V-0, red, groove width 2 mm, PU 10 pieces
24560-353	Guide rail, 220 mm deep PBT, UL 94 V-0, red, groove width 2 mm, PU 10 pieces
24560-255	ESD clip for guide rail PU 50 pieces
21100-435	Assembly set, PU 8 x screw, washer, nut for assembly of subracks in a 19" case or a cabinet
20822-048	Perforated rail for connector according to EN 60603-2 (DIN 41612) 84 HP, with thread M2.5, PU 4 pieces

Notes:

- If backplanes and connectors have to be assembled, please order perforated rail for connector separately

Further Information:

	User Manual User Manual User Manual
	Reference project: Semiconductor test system EMC test report (Stainless steel seal) EMC test report (Textile gasketing)