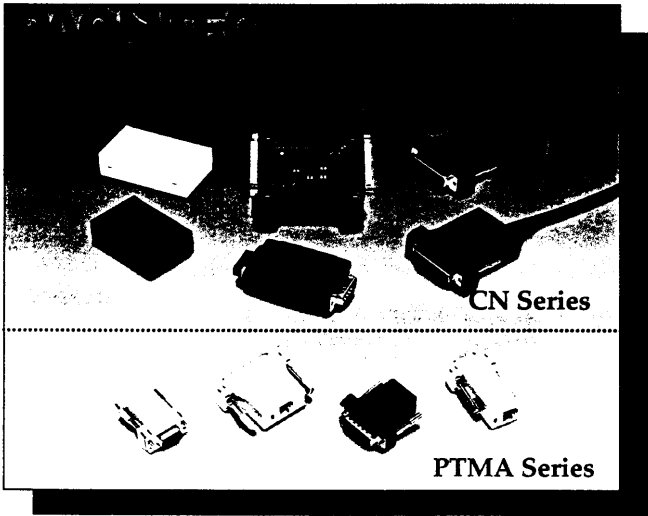


318-3520

# CN & PTMA SERIES



## STANDARD OPTIONS

- Insert tooling areas (molded in openings)
- Snap-fit assembly
- 27 types of standard connector enclosure combinations
- Designed-in gripping features
- PC board areas
- Mounting hardware

STANDARD AVAILABLE FROM STOCK	
Part Numbers	Standard Ends
<b>Small 38,1 mm Center</b>	
CNS-0000	2 blank ends
CNS-0101	DB-9(CA) - DB-9(CA)
CNS-0103	DB-9(CA) - DB-25(CA)
CNS-0407	DB-9(CA) - RJ-11/45
CNS-0303	DB-25(CA) - DB-25(CA)
CNS-0607	DB-25(CC) - RJ-11/45
CNS-0307	DB-25(CA) - RJ-11/45
CNS-0310	DB-25(CA) - Strain Relief
CNS-0709	RJ-11/45 - Centronics (CC)
<b>Medium 50,8 mm Center</b>	
CNM-0000	2 Blank ends
CNM-0101	DB-9(CA) - DB-9(CA)
CNM-0103	DB-9(CA) - DB-25(CA)
CNM-0407	DB-9(CA) - RJ-11/45
CNM-0303	DB-25(CA) - DB-25(CA)
CNM-0607	DB-25(CC) - RJ-11/45
CNM-0307	DB-25(CA) - RJ-11/45
CNM-0310	DB-25(CA) - Strain Relief
CNM-0709	RJ-11/45 - Centronics (CC)
<b>Long 63,5 mm Center</b>	
CNL-0000	2 Blank ends
CNL-0101	DB-9(CA) - DB-9(CA)
CNL-0103	DB-9(CA) - DB-25(CA)
CNL-0407	DB-9(CA) - RJ-11/45
CNL-0303	DB-25(CA) - DB-25(CA)
CNL-0607	DB-25(CC) - RJ-11/45
CNL-0307	DB-25(CA) - RJ-11/45
CNL-0310	DB-25(CA) - Strain Relief
CNL-0709	RJ-11/45 - Centronics (CC)

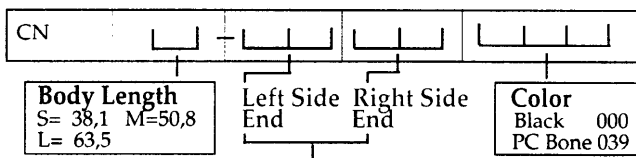
## CONNECTOR/INTERFACE HOUSINGS

These new connector housings are ideal for a wide range of very small footprint applications. They feature top and bottom covers that snap together, molded-in connector openings. The ends, sides, top, and bottom can be custom modified to meet your individual application needs, typically for under \$800!

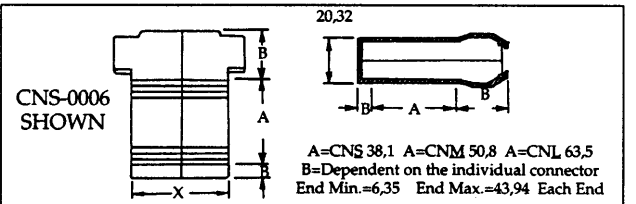
## APPLICATIONS

- Data communication connection and interface devices
- "Smart" connectors
- Printer interfaces
- LAN/WAN connectors
- RS-232-to-modular connectors
- Gender changers
- Daisy chaining

## CREATE YOUR OWN ENCLOSURE DESIGN



End #	Optional Ends	Mating to:
O0	Blank	—
O1	DB-9 Centerline Conn.	Cable Attachment (CA)
O2	DB-15 Centerline Conn.	Cable Attachment (CA)
O3	DB-25 Centerline Conn.	Captive Conn. (CC)
O4	DB-9 Rt Angle, PCB Mount	Cable Attachment (CA)
O5	DB-15 Rt Angle, PCB Mount	Cable Attachment (CA)
O6	DB-25 Rt Angle, PCB Mount	Captive Conn. (CC)
O7	RJ-11/45 PCB Conn.	—
O8	CENT. Centerline Conn.	Cable Attachment (CA)
O9	CENT. Rt Angle, PCB Mount	Captive Conn. (CC)
O10	Strain Relief (Cable)	—
O11	DB-9 Rt Angle, PCB Mount	Captive Conn. (CC)
O12	DB-15 Rt Angle, PCB Mount	Captive Conn. (CC)
O13	RJ End for use with 01, 02, 03 Ends	—



## MODULAR ADAPTERS

PTMA Series	9	M	8	TS	BN
	1	2	3	4	5
1	D-Sub:	9, 15, or 25			
2	Gender:	M = Male F = Female			
3	RJ:	6 pin 6D = DEC 8 pin 8K Keyed			
4	Hardware	TS = 24 mm Long Thumbscrew SL = Screw Lock, 4 X 40 Filister Head			
5	Color:	BN = Bone B = Black			

\* Any combination of ends can be used in any of the three lengths. Custom ends, sides, tops and bottoms are also available, call for assistance. All dimensions are outside dimensions - in millimeters. The actual connector determines the overall length. Contact the factory for User Diagram and Connector Manufacturer cross reference sheet.