


Type: **DE51-LZ1-007-V2**
 Article No.: **289960**
 Sales text **Radio interference filter 1 ph.**



Ordering information			
Rated voltage	U_e	V	1 AC 250 V
Assigned frequency inverter			
DF			DF51-322-025 DF51-322-037 DF51-322-055
For use with			DV51-322-025 DV51-322-037 DV51-322-055

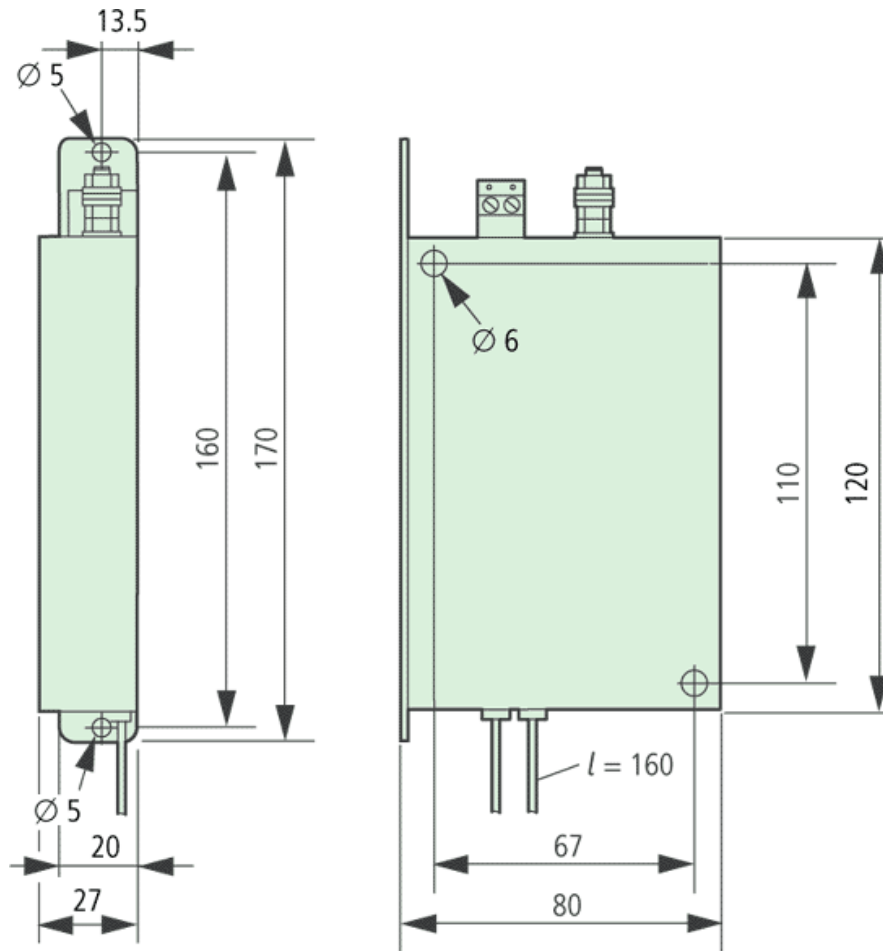
Notes concerning the table header

The radio interference suppression filters can be side- or footprint mounted to the frequency inverter.

General			
Standards			EN 50178, IEC 61800-3, EN 61800-3 incl. A11
Environmental conditions			
Operating temperature		°C	-25...+100
Altitude		m	0...1000 a.s.l., derating above 1000: $I_e - 2\%/1000\text{ m}$
Mounting position			As required, vertically suspended preferred

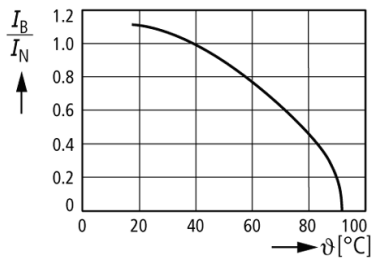
Free surrounding areas			In connection area (cable, terminals): 80 mm
Humidity class			C
Climatic class (IEC)			25/085/21
Protection type			IP 20 (terminals)
Dimensions (W × H × D)		mm	80 × 170 × 27
Weight		kg	0,45
Electrical data			
Test voltage in V DC, 2 s			
Phase/neutral pole		V	1100
Phase/PE		V	2550
Leakage current			
Max. leakage current in operation		mA	< 6
Max. leakage current when PE disconnected		mA	< 25
Max. leakage current when PE and N disconnected		mA	< 47
Rated operating voltage	U_e	V AC	230
Rated voltage	U_e	V	1 AC 250 V
Supply frequency		Hz	50/60 (47...63 ± 0 %)
Rated operational current			
$U_i = 1\text{-phase } 230 \text{ V AC}$	I	A	7
Permissible overcurrent			150 % for 60 s, every 30 minutes
Heat dissipation with rated operational current I_e		W	5
Terminal capacities			
Solid		mm ²	0.2...4
flexible		mm ²	0.2...4
Cables to frequency inverter		mm ²	2 × 1.5, 180 mm
		AWG	18
PE stud			M5 × 15
Notes			

Dimensions



Notes

All rating data is based on an ambient temperature of +40°C.



Moeller GmbH, Hein-Moeller-Str. 7-11, D-53115 Bonn
 E-Mail: catalog@moeller.net, Internet: www.moeller.net, <http://catalog.moeller.net>
 Copyright 2006 by Moeller GmbH. HPL-C2007G V2.1